



# Recycle It! Earth Day Sorting Game


## Instructions

1. Print the cards on thick paper.
2. Cut and laminate the cards to give them longer play life.
3. This PDF contains 4 recycle bins and recycle cards.
4. Lay all cards face down, then match the items to the correct bins.
5. Each player could have a recycle bin assigned to them for up to 4 players. Take turns to look at a card and see if it is a match for your bin.
6. If playing as a solo or cooperative game, simply sort the item cards to their correct bins. Happy recycling!



**Looking for more printable board games to play with your children?**


Scan this QR code to be taken straight to the landing page of [Twinkl Board Games](#). Browse our collection of printable board games for kids, a fun way to teach educational topics while helping children to develop logic, reasoning, and social skills. They are great tools to promote family time offline and teacher-student relationships in the classroom.

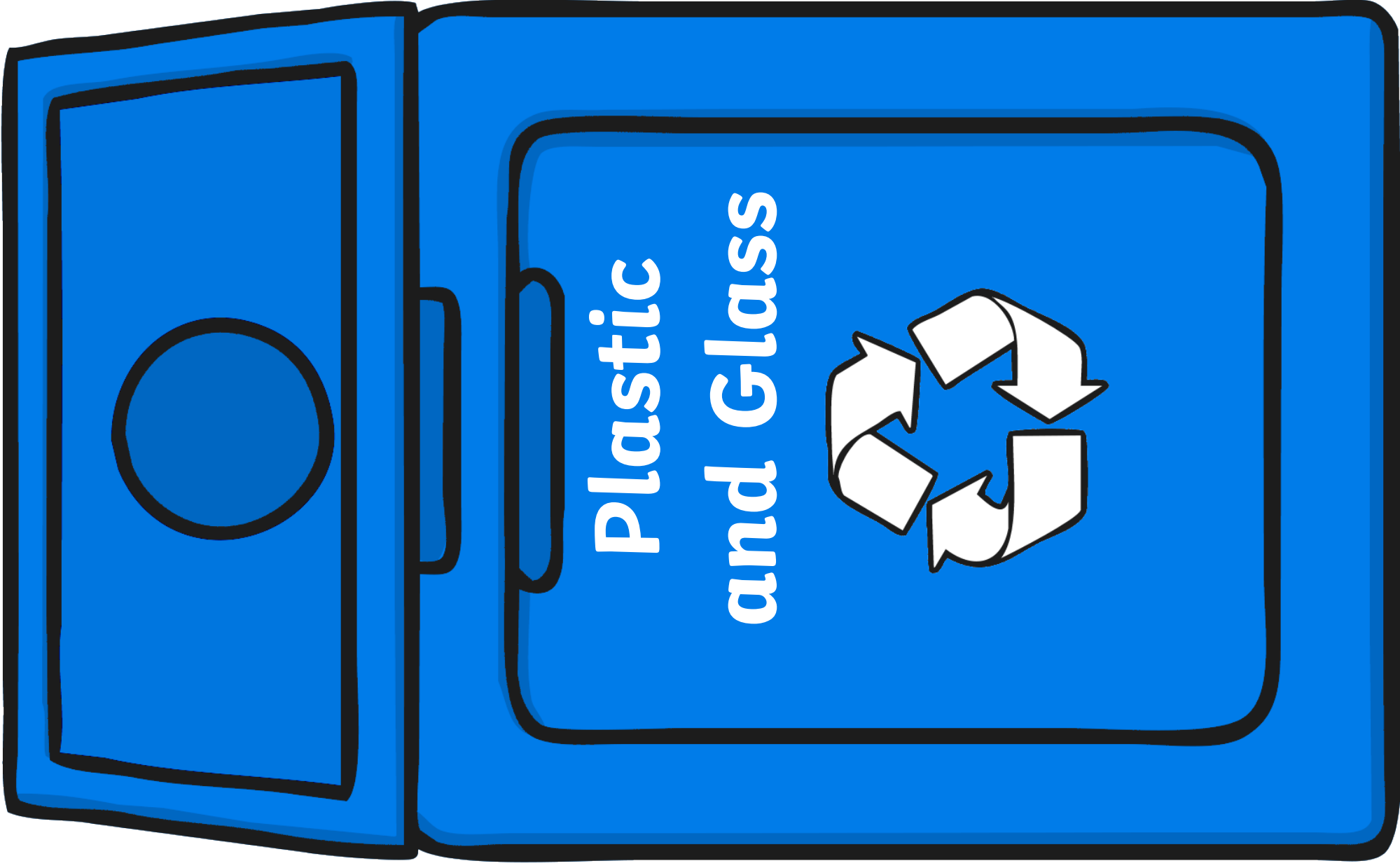


Aluminium



Paper and  
Cardboard





Plastic  
and Glass






**Food and  
Organic  
Waste**



magazines




toothpaste tube



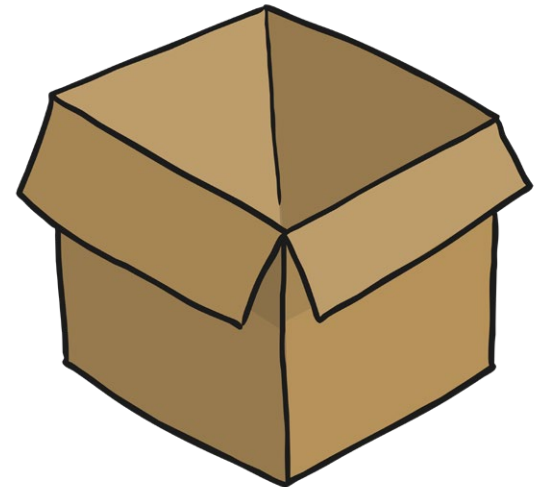
banana



birthday card



eggs




box



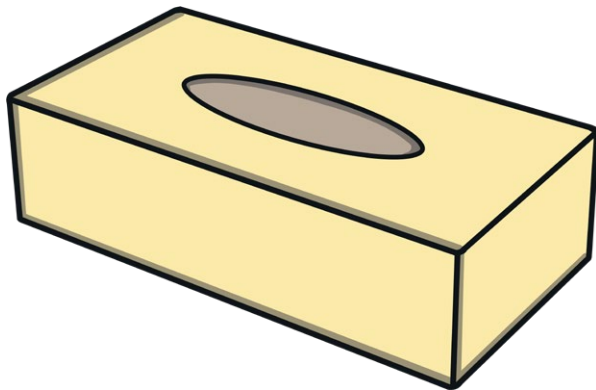
broccoli



soda can



soup tin



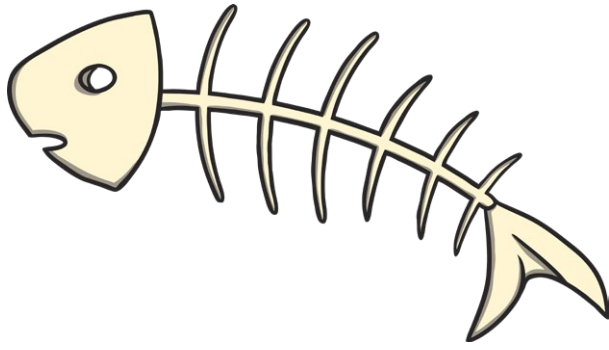
empty tissue box




cereal box



crisps packet



fish bones




foil



glass bottle



empty jar



apple



letter and envelope







meat



rubber duck



plastic milk carton



mouldy bread



newspaper



olive jar



jam jar



empty tin



plastic cup



plastic water bottle